

Customer Registration and
Enrollment Guide for
**The National Real Estate
Investors Association**



EARN CASH BACK FROM THE HOME DEPOT



Introducing a National Rebate Incentive Program for The National Real Estate Investors Association

PROGRAM BENEFITS:

- Enroll to receive a 2% semi-annual rebate on all qualifying pre-tax purchases
- There's no cost to enroll — go to <http://cpr.homedepot.com/CPR> to sign up and start saving
- You can register any form of payment accepted at The Home Depot — including checking accounts, credit cards, debit cards and The Home Depot accounts*
- Rebate payments are issued twice a year, within 60 days of 6/30 and 12/31**

When asked for your program code, make certain you and The National Real Estate Investors Association get credit — be sure to enter your unique **program code: NREIA**

For assistance, please call 1-866-333-3551.

Page 2



*The storage of account information by The Home Depot will be done in accordance with the PCI Data Security Standard (PCI DSS), which is a multifaceted security standard that includes, but is not limited to, requirements for security management, policies, procedures, network architecture, software design and other critical protective measures. This comprehensive standard is intended to help organizations proactively protect customer account data. **Accounts must be registered/enrolled through the website above to receive rebate credit. Registration instructions to follow. Payments below \$100 will be paid with The Home Depot Gift Cards.
©2011 Homer TLC, Inc. All rights reserved.

START EARNING TODAY— REGISTER YOUR ACCOUNT

Go to <http://cpr.homedepot.com/CPR> and follow these three simple steps.

NOTE: It is recommended to use Internet Explorer to register and/or manage your account.

1. USER LOGIN

- Click “Register Now” to go to the customer registration page

The screenshot shows the 'Customer Program Registration' page with a 'LOGIN' header. Below the header is the 'User Login' section. It contains a 'Login' form with fields for 'User Name:' and 'Password:'. To the right of the form are links for 'New User?' and 'Register Now'. Below the form is a 'Log In' button and a link for 'I forgot my password'. A note at the bottom states: 'Please note: After some time of inactivity, the system will log you off automatically and ask you to log in again.'

2. USER REGISTRATION

- Create your user name and password
- Note that asterisks (*) indicate required fields
- Be sure to enter program code: **NREIA**
- Click submit when all fields have been completed

The screenshot shows the 'Customer Program Registration' page with a 'User Registration' section. It contains an 'Enter Details' form with various fields. Asterisks (*) indicate mandatory fields. The fields include: First Name, Last Name, Address1, Address2, Address3, City, State/Province (dropdown menu), Zip/Postal Code, Title, Email, Phone (with Ext() field), Cell Phone, Fax, User Name, Password, Confirm Password, and Registration Code. A radio button is selected for 'I want to register using Program Code'. There is also a field for 'Enter Program Code:' and a 'Submit' button at the bottom.

For assistance, please call 1-866-333-3551.

3. CREATE CUSTOMER

- Note that asterisks (*) indicate required fields
- Enter company name— if no company name, just enter your name. This information will be used for rebate check disbursement
- If applicable, enter the name of your local chapter or association where indicated
- Click submit when complete

The screenshot shows the 'Customer Program Registration' page. At the top left is the Home Depot logo. The page title is 'Customer Program Registration'. Below the title is a breadcrumb trail: 'HOME > CUSTOMER ADMINISTRATION - Create Customer'. The main heading is 'Create Customer' with a sub-heading 'Enter Company Details'. A note on the right says 'For Assistance, please call 1-866-333-3551'. The form contains several fields: 'Customer ID:' (empty), '* Company Name:' (empty), '* Address1:' (123 Main St), 'Address2:' (empty), 'Local Chapter (if appl):' (empty), '* City:' (Marietta), '* State/Province:' (Georgia - US), '* Zip:' (30066), 'Global Site URL:' (empty), '* Email:' (john_smith@me.com), '* Phone:' (7778889999), 'Fax:' (empty), and 'TIN #:' (empty). A 'Submit' button is at the bottom right. A legend indicates '* - indicates the mandatory fields'. Two notes are present: one on the right stating 'Enter company name. NOTE: The name entered here will be the payee on all rebate checks.' and another at the bottom right stating 'Once you have successfully registered, you will receive a confirmation email - if you do not receive a confirmation email, there may be a problem with your account. For assistance, please call 1-866-333-3551'.

Once you have successfully registered, you will receive a confirmation email. If you do not receive a confirmation email, there may be a problem with your account. For assistance, please call **1-866-333-3551**.

For assistance, please call 1-866-333-3551.

MANAGING YOUR ACCOUNT


Use the Action Icons to make changes, check your status and more


After successfully logging in using the Customer Program Registration application, you'll see the CPR Home - Manage Customers screen. This displays the company or companies you are authorized to view. The main display includes company name(s), address, city, state, ZIP code, as well as your Action Icons (see details below).




The screenshot shows the 'Customer Program Registration' interface. At the top right, it says 'Welcome John' with links for 'Home', 'My Profile', 'Help', and 'Logoff'. Below this is a navigation bar with 'Customer Admin' and 'Tools'. The main content area has a breadcrumb trail: 'HOME > CUSTOMER ADMINISTRATION - Manage Customers'. The title is 'CPR Home - Manage Customers' with a contact number 'For Assistance, please call 1-866-333-3551'. Below the title is a 'List of Company Details' section with a search bar and a table of company information.


All A B C D E F G H I J K L M N O P Q R S T U V W X Y Z					
Company	Address	City	State	Zip	Action
Smith Constr.	123 Main St	Marietta	GA	30066	   

 **EDIT CUSTOMER** Click this icon to update business mailing address and contact information.

 **ADD NEW ACCOUNT***
Click this icon to add checking accounts, credit/debit cards and The Home Depot accounts:

- Enter program code: **NREIA**
- Select your account type from the drop down menu
- Type in your account/card number as a single string of numbers with no spaces or hyphens

 **MANAGE ACCOUNTS** Click this icon to view all checking accounts, credit/debit cards and The Home Depot accounts you have registered for rebate tracking.

 **ADD NEW USER** Click this icon to add users and give them to access to company detail information. Please note: All users have editing capabilities.

 **MANAGE USERS** Click this icon to view and edit user information.

For assistance, please call 1-866-333-3551.



*The storage of account information by The Home Depot will be done in accordance with the PCI Data Security Standard (PCI DSS), which is a multifaceted security standard that includes, but is not limited to, requirements for security management, policies, procedures, network architecture, software design and other critical protective measures. This comprehensive standard is intended to help organizations proactively protect customer account data.